

DIFFERENTIAL PRESSURE CONTROLS

Type **WNS**

SAGINO MIYA

GENERAL DESCRIPTION

- For use on any application where the relationship between two pressure is critical to proper equipment operation.
- With SPDT contact mechanism.
- Available drip proof enclosure for marine application or explosion proof enclosure for special application.
- Mounting bracket is supplied as standard.
- Ammonia models are also available.

CE mark applicable (available upon request)

UL recognized (available upon request)



TYPE NUMBER SELECTION (SPECIFICATIONS)

For water, air and fluorinated refrigerant.

Unit: MPa {kgf/cm²}

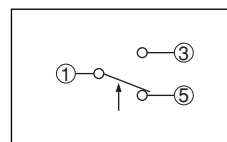
Catalog No.	Range		Differential		Factory Setting		Max. Working Pressure	Limit of Press. Differential (HP > LP)	Wt. (kg)
	Min.	Max.	Min.	Max.	Off	On			
WNS-C102X	0.03 {0.3}	0.2 {2}	0.03 {0.3}	0.15 {1.5}	0.05 {0.5}	0.02 {0.2}	0.5 {5}	0.5 {5}	0.43
WNS-C106X	0.05 {0.5}	0.35 {3.5}	0.05 {0.5}	0.25 {2.5}	0.1 {1.0}	0.05 {0.5}	1.5 {15}	1.5 {15}	

- Allowable Fluid Temp.: -20 to 120°C
- HP.....High Side Press. LP.....Low Side Press.
- Enclosure: IP20
- Drip proof models: Available upon request. (Refer to Pages 48, 49.)

ELECTRICAL RATINGS

Rated Voltage. (V)		Power Factor (cos φ)	125/250 V. AC
Rated Amps. (A)			
Non-Inductive Current		1	12
Inductive Current	Full Load	0.75	
	Locked Rotor	0.45	72

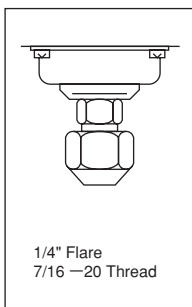
CONTACT FUNCTIONS



1	Common Terminal
2	Close on Pressure Increase
3	Close on Pressure Decrease

1: Operating direction on press. increase at High Press. Side

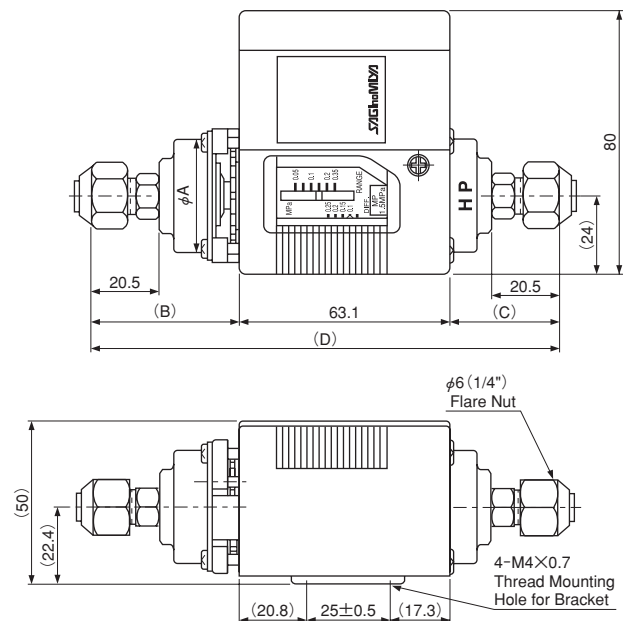
PRESSURE CONNECTIONS



Refer to Pages 45, 46

Catalog No.	Unit: mm			
	φ A	B	C	D
WNS-C102X	38.5	50.2	39.2	147.6
WNS-C106X	34.4	47.5	36.5	142.2

DIMENSIONS



Unit: mm