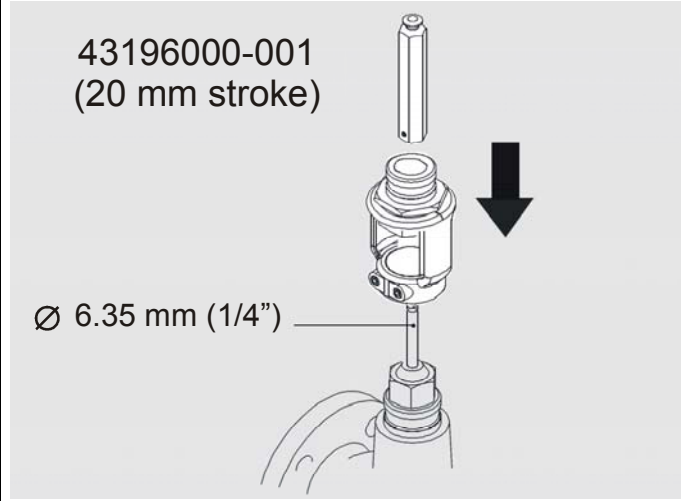
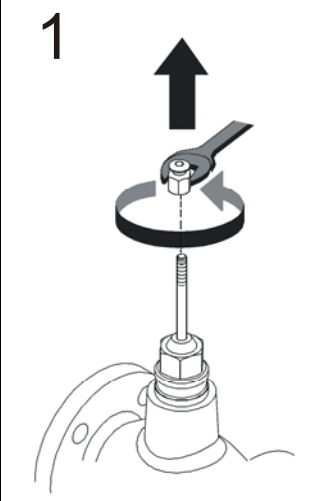
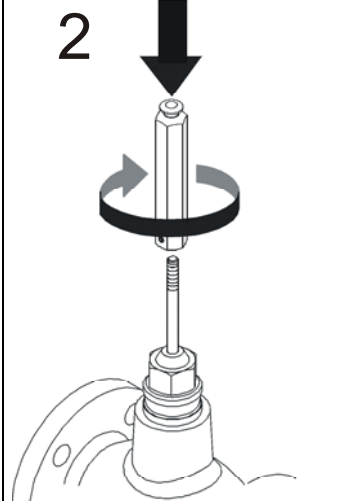
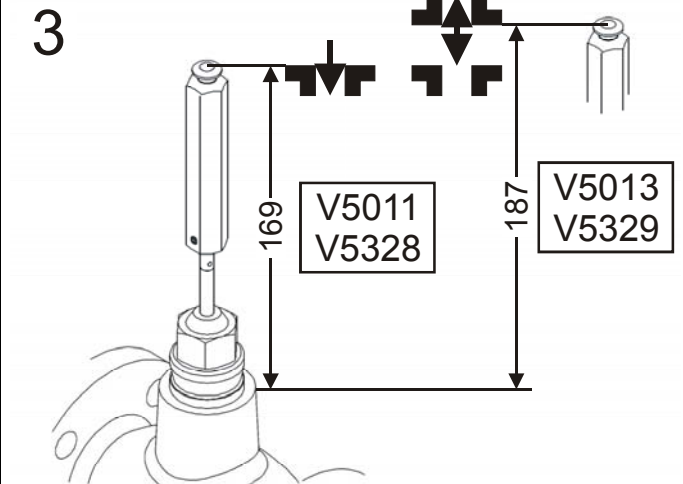
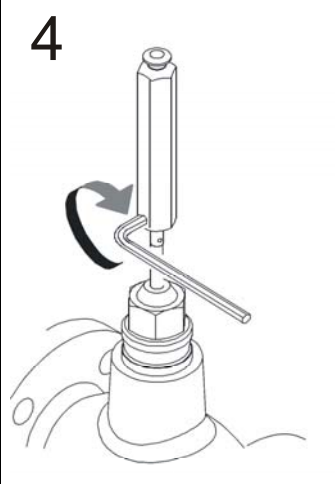
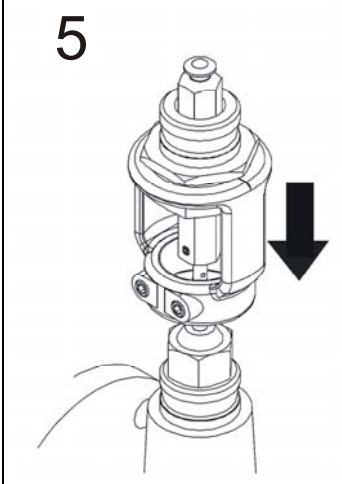
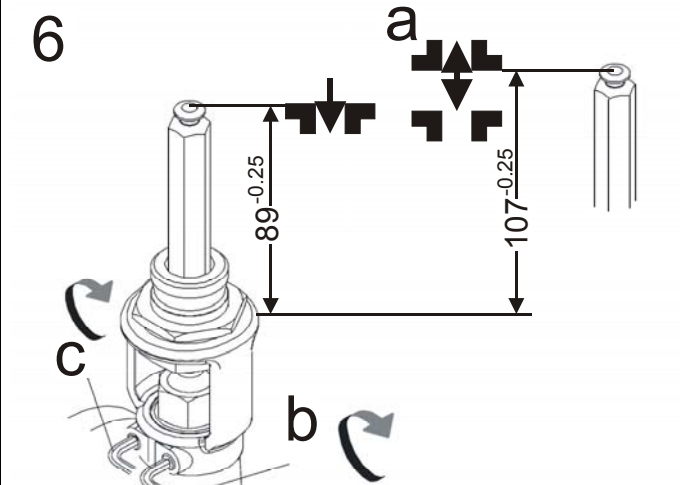
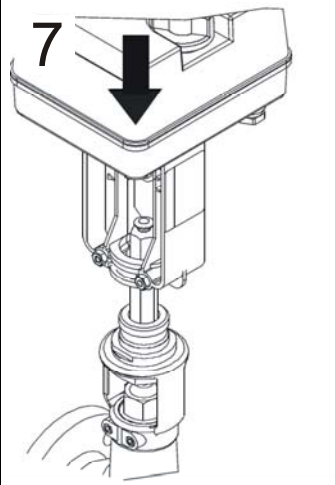


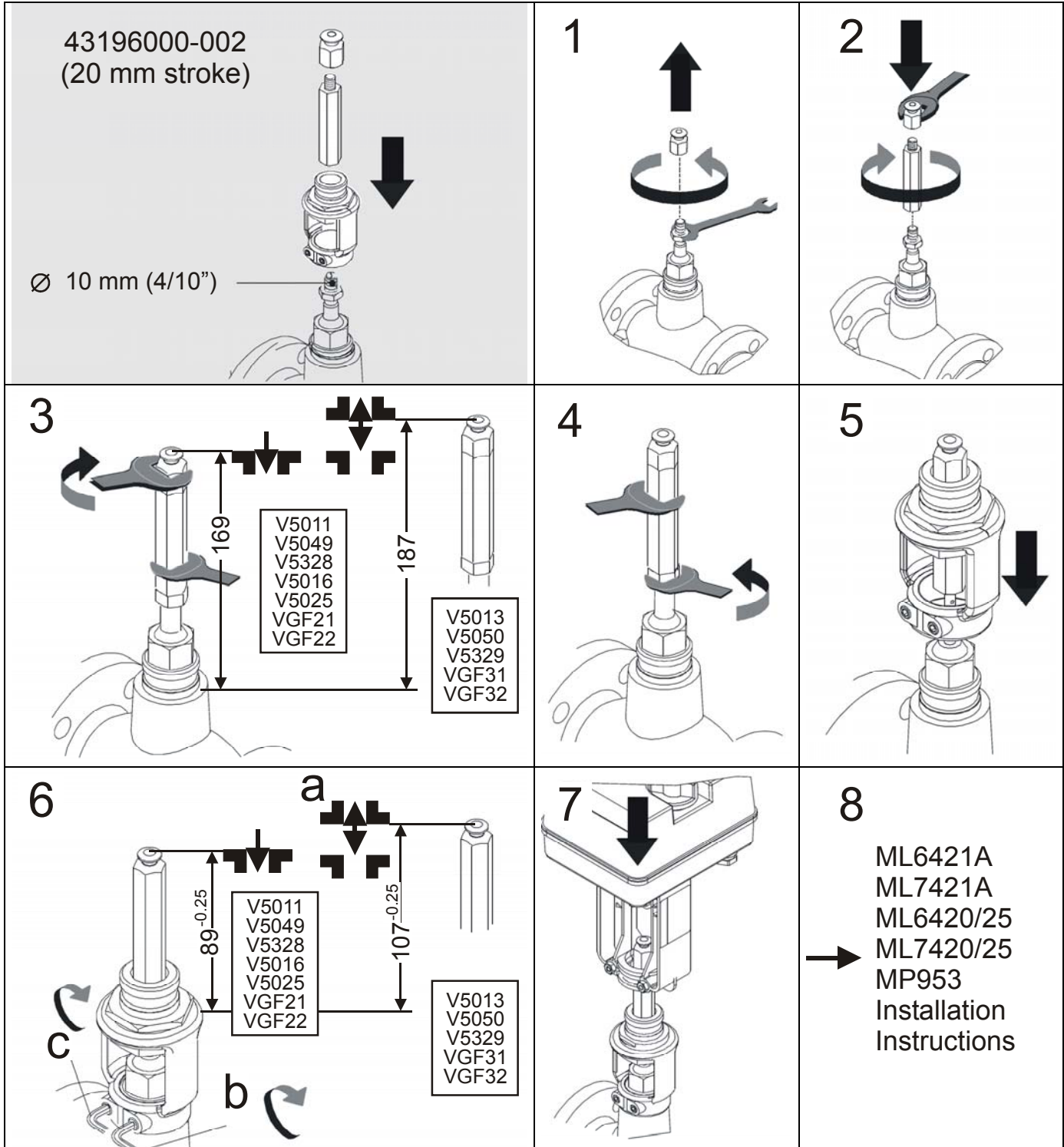
D Montageanweisung Hochtemperatur-Set für lineare Ventile
 F Instructions d'Installation Kit pour applications haute température
 I Istruzioni per l'installazione Kit per alta temperatura per valvole lineari
 NL Installatievoorschrift Hoge temperatuur set voor lineaire afsluiters
 DK Installationsinstruks Højtemperatur pakningsset for lineære ventiler
 N Installationsinstruksjoner Høytemperatur pakningssett for lineære ventiler
 FIN Asennusohje Korkean lämpötilan asennussarja
 S Installationsinstruktioner Högtemperaturpaket för linjära ventiler
 E Instrucciones de montaje Alta temperatura kit para válvulas lineares

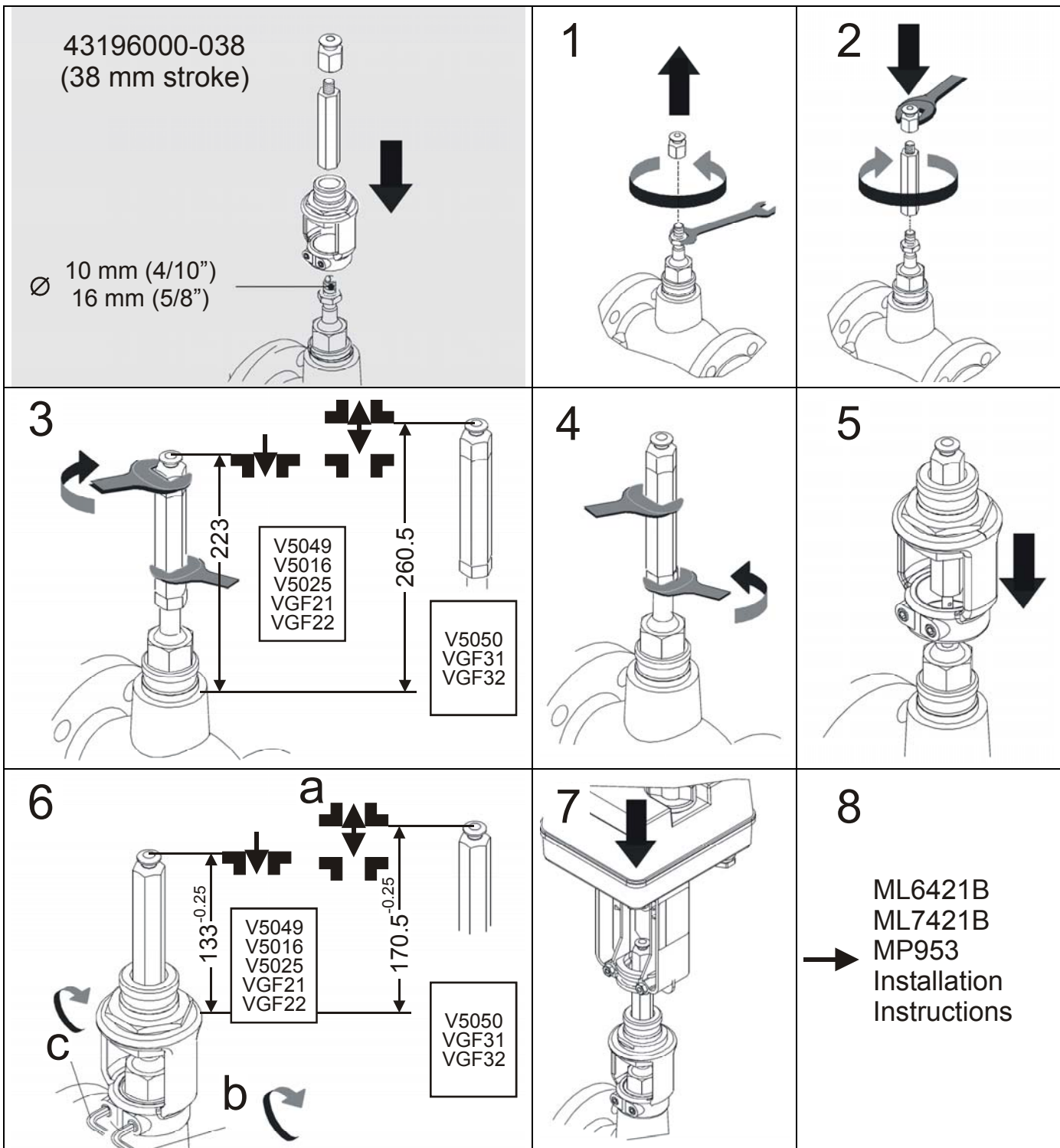
43196000-001/-002/-038

HIGH-TEMPERATURE KIT FOR LINEAR VALVES

INSTALLATION INSTRUCTIONS

<p>43196000-001 (20 mm stroke)</p>  <p>Ø 6.35 mm (1/4")</p>	<p>1</p> 	<p>2</p> 
<p>3</p>  <p>169 V5011 V5328</p> <p>187 V5013 V5329</p>	<p>4</p> 	<p>5</p> 
<p>6</p>  <p>89 ± 0.25 a b c</p> <p>107 ± 0.25 a</p>	<p>7</p> 	<p>8</p> <p>ML6421A ML7421A ML6420/25 ML7420/25 MP953 Installation Instructions</p>





Honeywell

Automation and Control Solutions

Honeywell GmbH
Böblinger Straße 17
D-71101 Schönaich / Germany
Phone: (49) 7031 637 - 01
Fax: (49) 7031 637 - 493
<http://europe.hbc.honeywell.com>

Subject to change without notice. Printed in Germany
MU1B-0275GE51 R0604 / 43196000HTK

Manufacturing location certified to **DIN EN ISO**
9001/14001